



# Cumulus Grey Marble

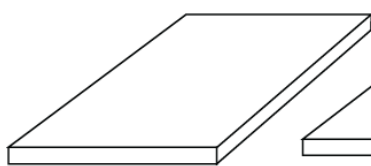

N A T U R A L   S T O N E

610X406  
DROPEGE

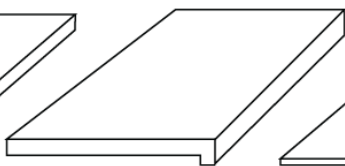
610X406

Named for its cloud like patterns and appearance, Cumulus grey marble is a very hardy and durable marble that offers beautiful tones of silver and greys that will match the modern-day designed homes and a wide variety of colour palates. This product is excellent for swimming pool surrounds.

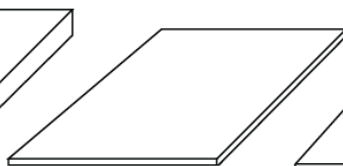
## Available formats & finishes



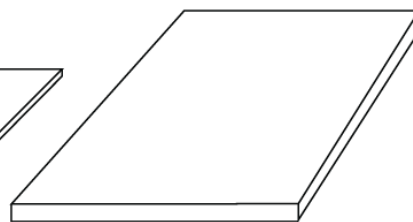
610X406X30



610X406X30/50



610X406X12



Slabs available upon request

TYPE	FORMAT	FINISH	WEIGHT PER m <sup>2</sup>	m <sup>2</sup> PER PALLET
TILE	610X406X12	SANDBLASTED TUMBLED	33.6	39.63
PAVER	610X406X30	SANDBLASTED TUMBLED	84	16.34
DROPEDGE COPING	610X406X30/50 RC	SANDBLASTED TUMBLED	23.36	50

Additional formats and finishes can be produced for custom

## Test Analysis

TEST	RESULT
REAL DENSITY	2867 kg/m <sup>3</sup>
SLIP RESISTANCE MEAN (WET CONDITIONS)	7.5 SRV
SLIP RESISTANCE MEAN (DRY CONDITIONS)	51.5 SRV
WATER ABSORPTION	0.1%
TOTAL POROSITY	6.1%
ABRASION RESISTANCE	19.4
FLEXURAL STRENGTH UNDER CONCENTRATED LOAD	15.3 MPa
FLEXURAL STRENGTH UNDER CONSTANT MOMENT	12.4 MPa
BREAKING LOAD	1640 N
WEIGHT	2.85 m <sup>3</sup> per T

Europe Imports stone products are researched at length to ensure only the highest of quality stone is produced and distributed. All our stone selections are of the highest density and formats are produced with only a +/- 1mm tolerance. We work incredibly closely with our quarries and suppliers in the block selection process and have quality assurances in place throughout the process.